



Pages: 57-74

# LED 2010

LED

# A TYPE & PAR20 High Power



Made with  
**EDISON**<sup>®</sup>  
LED Chip



## 6 LED A TYPE HOUSEHOLD LAMP

- 6 LEDs
- Available in 2 Kelvin Temperatures
- Over 360 Lumens
- 6 Watt
- 20,000 Hours

Item #	Description	Base	Watts	Volts	LED	Color	Lumens	Hours	MOL	Pkg
80273	6A19/6LED/27K	Medium	6	120	6	Warm White	360	20,000	4.20	12
80274	6A19/6LED/65K	Medium	6	120	6	Daylight	420	20,000	4.20	12



Made with  
**EDISON**<sup>®</sup>  
LED Chip



## 5 LED PAR20

- 5 LEDs
- Warm White Color
- 500 Lumens
- Multi volt
- 10 Watt
- 30,000 Hours

*super*  
**BRIGHT**  
**500**  
*lumens*

Item #	Description	Base	Watts	Volts	LED	Color	Lumens	Hours	MOL	Pkg
80004	10PAR20/5LED/MV/WW	Medium	10	Multi Volt	5	Warm White	500	30,000	4.15	12

# DIMMABLE PAR30 & PAR 38

## High Power

LED

Made with  
**CREE**  
LED Chip

*dimmable*



- DIMMABLE  
7 LED PAR30**
- 7 LEDs
  - Available in 2 Kelvin Temperatures
  - Over 600 Lumens
  - 8 Watt
  - 30,000 Hours

Item #	Description	Base	Watts	Volts	LED	Color	Lumens	Hours	MOL	Pkg
80028	8PAR30/7LED/WW/D	Medium	8	120	7	Warm White	600	30,000	4.17	12
80029	8PAR30/7LED/CW/D	Medium	8	120	7	Cool White	650	30,000	4.17	12

Made with  
**EDISON**  
LED Chip

*dimmable*



- DIMMABLE  
5 LED PAR38**
- 5 LEDs
  - Warm White Color
  - 130 Volt
  - 15 Watt
  - 30,000 Hours

Item #	Description	Base	Watts	Volts	LED	Color	Lumens	Hours	MOL	Pkg
80046	15PAR38/5LED/WW/D	Medium	15	130	5	Warm White	700	30,000	4.15	12



# 1 LED MR16 High Power



Made with  
**CREE** LED Chip

## 1 LED MR16

- Bi-Pin base
- 12 Volt
- Available in 3 Kelvin Temperatures
- 3 Watt
- 30,000 Hours

Item #	Description	Base	Watts	Volts	LED	Color	Lumens	Hours	MOL	Pkg
80060	3MR16/WW	Bi-Pin GU5.3	3	12	1	Warm White	130	30,000	2.30	12/120
80070	3MR16/W	Bi-Pin GU5.3	3	12	1	White	140	30,000	2.30	12/120
80075	3MR16/CW	Bi-Pin GU5.3	3	12	1	Cool White	140	30,000	2.30	12/120



## 1 LED MR16

- Bi-Pin base
- Available in 2 Kelvin Temperatures
- 5 Watt
- 30,000 Hours



Made with  
**CREE** LED Chip



Item #	Description	Base	Watts	Volts	LED	Color	Lumens	Hours	MOL	Pkg
80085	5MR16/WW	Bi-Pin GU5.3	5	12	1	Warm White	190	30,000	1.90	12/120
80086	5MR16/CW	Bi-Pin GU5.3	5	12	1	Cool White	190	30,000	1.90	12/120

# MR16 Medium & Bi-Pin Base

LED



Made with



SEOUL SEMICONDUCTOR  
LED Chip



**1 LED MR16  
E26 BASE**

- Medium base
- Available in 2 Kelvin Temperatures
- 3 Watt
- 20,000 Hours

Item #	Description	Base	Watts	Volts	LED	Color	Lumens	Hours	MOL	Pkg
80067	3MR16/E26/WW	Medium	3	110	1	Warm White	81	20,000	2.56	10/100
80066	3MR16/E26/W	Medium	3	110	1	White	110	20,000	2.56	10/100



**20 LED MR16**

- Bi-Pin base
- 12 Volt
- Available in 2 Kelvin Temperatures
- 1.4 Watt
- 30,000 Hours

Item #	Description	Base	Watts	Volts	LED	Color	Lumens	Hours	MOL	Pkg
80120	1.4MR16/20LED/35K	Bi-Pin GU5.3	1.4	12	20	Warm White	35	30,000	1.81	10/100
80130	1.4MR16/20LED/55K	Bi-Pin GU5.3	1.4	12	20	White	35	30,000	1.81	10/100

LED

# MR16 - 54 LEDs Bi-Pin & GU10 Base

*super*  
**BRIGHT**  
*uses only*  
**2.7 WATTS**

# 54 LED


Made with  
**EPISTAR**  
LED Chip



### 54 LED MR16

- 54 LEDs
- Available in Bi-Pin & GU10 Base
- Available in 12 or 120 Volt
- Available in 6 Colors
- 2.7 & 1.6 Watt
- 50,000 Hours

Item #	Description	Base	Watts	Volts	LED	Color	Lumens	Hours	MOL	Pkg
80091	2.7MR16/54LED/W/12V	Bi-Pin	2.7	12	54	White	220	50,000	1.92	10/200
80092	2.7MR16/54LED/WW/12V	Bi-Pin	2.7	12	54	Warm White	190	50,000	1.92	10/200
80093	2.7MR16/54LED/W/120V	Bi-Pin	2.7	120	54	White	220	50,000	1.92	10/200
80094	2.7MR16/54LED/WW/120V	Bi-Pin	2.7	120	54	Warm White	190	50,000	1.92	10/200



Item #	Description	Base	Watts	Volts	LED	Color	Lumens	Hours	MOL	Pkg
80202	2.7MR16/54LED/GU10/W	GU10	2.7	120	54	White	220	50,000	2.21	10/200
80203	2.7MR16/54LED/GU10/WW	GU10	2.7	120	54	Warm White	190	50,000	2.21	10/200
80208	2.7MR16/54LED/GU10/B	GU10	2.7	120	54	Blue	N/A	50,000	2.21	10/200
80209	2.7MR16/54LED/GU10/G	GU10	2.7	120	54	Green	N/A	50,000	2.21	10/200
80206	1.6MR16/54LED/GU10/R	GU10	1.6	120	54	Red	N/A	50,000	2.21	10/200
80207	1.6MR16/54LED/GU10/Y	GU10	1.6	120	54	Yellow	N/A	50,000	2.21	10/200

# MR16 - 48 LEDs


## Bi-Pin & Medium Base

LED

# 48 LED

### MR16 BI-PIN & MEDIUM BASE

- 48 LEDs
- Available in 6 Colors
- 1.5 and 2.4 Watt
- White Body
- 50,000 Hours



Item #	Description	Base	Watts	Volts	LED	Color	Lumens	Hours	MOL	Pkg
80121	MR16/48LED/WW/2.4W	Bi-Pin GX5.3	2.4	12	48	Warm White	96	50,000	2.13	10/100
80131	MR16/48LED/W/2.4W	Bi-Pin GX5.3	2.4	12	48	White	120	50,000	2.13	10/100
80141	MR16/48LED/Y/1.5W	Bi-Pin GX5.3	1.5	12	48	Yellow	N/A	50,000	2.13	10/100
80151	MR16/48LED/B/2.4W	Bi-Pin GX5.3	2.4	12	48	Blue	N/A	50,000	2.13	10/100
80161	MR16/48LED/G/2.4W	Bi-Pin GX5.3	2.4	12	48	Green	N/A	50,000	2.13	10/100
80171	MR16/48LED/R/1.5W	Bi-Pin GX5.3	1.5	12	48	Red	N/A	50,000	2.13	10/100



Item #	Description	Base	Watts	Volts	LED	Color	Lumens	Hours	MOL	Pkg
80181	JDR/48LED/WW/2.4W	Medium	2.4	120	48	Warm White	96	50,000	3.15	10/100
80191	JDR/48LED/W/2.4W	Medium	2.4	120	48	White	110	50,000	3.15	10/100
80201	JDR/48LED/Y/1.5W	Medium	1.5	120	48	Yellow	N/A	50,000	3.15	10/100
80213	JDR/48LED/B/2.4W	Medium	2.4	120	48	Blue	N/A	50,000	3.15	10/100
80221	JDR/48LED/G/2.4W	Medium	2.4	120	48	Green	N/A	50,000	3.15	10/100
80233	JDR/48LED/R/1.5W	Medium	1.5	120	48	Red	N/A	50,000	3.15	10/100



# MR16 - 1 & 20 LEDs

## Medium Base

### 20 LED MEDIUM BASE MR16

- 20 LEDs
- Available in 2 Kelvin Temperatures
- 1 Watt
- White Body
- 50,000 Hours



Item #	Description	Base	Watts	Volts	LED	Color	Lumens	Hours	MOL	Pkg
80180	JDR1/20LED/WW	Medium	1	120	20	Warm White	40	50,000	2.78	12
80190	JDR1/20LED/W	Medium	1	120	20	White	46	50,000	2.78	12

### 1 LED MEDIUM BASE MR16

- 1 LED
- Available in 5 Colors
- 1.7 Watt
- White Body
- 50,000 Hours



Item #	Description	Base	Watts	Volts	LED	Color	Lumens	Hours	MOL	Pkg
80235	JDR1.7MR16/W	Medium	1.7	120	1	White	50	50,000	2.64	10/100
80205	JDR1.7MR16/B	Medium	1.7	120	1	Blue	N/A	50,000	2.64	10/100
80215	JDR1.7MR16/G	Medium	1.7	120	1	Green	N/A	50,000	2.64	10/100
80225	JDR1.7MR16/R	Medium	1.7	120	1	Red	N/A	50,000	2.64	10/100
80245	JDR1.7MR16/Y	Medium	1.7	120	1	Yellow	N/A	50,000	2.64	10/100



# MR16 - 1 LED

## Medium & GU10 Base

LED

### 1 LED MR16

- Medium & GU10 bases
- Available in 5 Colors
- 3 Watt
- Black/White Body
- 50,000 Hours



Item #	Description	Base	Watts	Volts	LED	Color	Lumens	Hours	MOL	Pkg
80236	JDR3MR16/W	Medium	3	120	1	White	80	50,000	3.00	10/100
80211	JDR3MR16/B	Medium	3	120	1	Blue	N/A	50,000	3.00	10/100
80216	JDR3MR16/G	Medium	3	120	1	Green	N/A	50,000	3.00	10/100
80226	JDR3MR16/R	Medium	3	120	1	Red	N/A	50,000	3.00	10/100
80246	JDR3MR16/Y	Medium	3	120	1	Yellow	N/A	50,000	3.00	10/100



Item #	Description	Base	Watts	Volts	LED	Color	Lumens	Hours	MOL	Pkg
80237	JDR3MR16/GU10/W	GU10	3	120	1	White	80	50,000	2.95	10/100
80212	JDR3MR16/GU10/B	GU10	3	120	1	Blue	N/A	50,000	2.95	10/100
80217	JDR3MR16/GU10/G	GU10	3	120	1	Green	N/A	50,000	2.95	10/100
80232	JDR3MR16/GU10/R	GU10	3	120	1	Red	N/A	50,000	2.95	10/100
80247	JDR3MR16/GU10/Y	GU10	3	120	1	Yellow	N/A	50,000	2.95	10/100

# CHANDELIER

## Candelabra & Medium Base

### 36 LED CHANDELIER

- 36 LEDs
- Available in Clear or Frost
- Available in 2 Kelvin Temperatures
- 1.8 Watt
- White Body
- 50,000 Hours



Item #	Description	Base	Watts	Volts	LED	Color	Lumens	Hours	MOL	Pkg
80262	1.5CTF/36LED/WW	Candelabra	1.8	120	36	Warm White	72	50,000	4.55	12/48
80263	1.5CTF/36LED/DL	Candelabra	1.8	120	36	Daylight	72	50,000	4.55	12/48
80264	1.5CTC/36LED/WW	Candelabra	1.8	120	36	Warm White	83	50,000	4.55	12/48
80265	1.5MTF/36LED/WW	Medium	1.8	120	36	Warm White	72	50,000	4.62	12/48
80266	1.5MTF/36LED/DL	Medium	1.8	120	36	Daylight	72	50,000	4.62	12/48
80267	1.5MTC/36LED/WW	Medium	1.8	120	36	Warm White	83	50,000	4.62	12/48

### 43 LED CHANDELIER

- 43 LEDs
- Available in Candelabra or Medium Base
- Available in 3 Kelvin Temperatures
- 3 Watt
- White Body
- 50,000 Hours



Item #	Description	Base	Watts	Volts	LED	Color	Lumens	Hours	MOL	Pkg
80241	3CTC/43LED/WW	Candelabra	3	120	43	Warm White	100	50,000	4.35	12/48
80242	3CTC/43LED/W	Candelabra	3	120	43	White	100	50,000	4.35	12/48
80243	3MTC/43LED/WW	Medium	3	120	43	Warm White	100	50,000	4.70	12/48
80244	3MTC/43LED/DL	Medium	3	120	43	Daylight	100	50,000	4.70	12/48

# DECORATIVE Chandelier & S14 Sign Lamp

LED



**CHANDELIER**

- Candelabra Base
- Available in 2 Kelvin Temperatures
- 15 LEDs
- 0.4 Watt
- 30,000 Hours

Item #	Description	Base	Watts	Volts	LED	Color	Lumens	Hours	MOL	Pkg
80240	0.4CFF/15LED/WW	Candelabra	0.4	120	15	Warm White	20	50,000	4.20	12/72
80250	0.4CFF/15LED/W	Candelabra	0.4	120	15	White	20	50,000	4.20	12/72



**S14 SIGN LAMP**

- Medium Base
- Available in 6 Colors
- 12 LEDs
- 0.8 Watt
- 50,000 Hours

Item #	Description	Base	Watts	Volts	LED	Color	Lumens	Hours	MOL	Pkg
80311	S14/12LED/WW	Medium	0.8	120	12	Warm White	48-50	50,000	3.60	12/24
80312	S14/12LED/DL	Medium	0.8	120	12	Daylight	50-60	50,000	3.60	12/24
80313	S14/12LED/A	Medium	0.8	120	12	Amber	N/A	50,000	3.60	12/24
80314	S14/12LED/B	Medium	0.8	120	12	Blue	N/A	50,000	3.60	12/24
80315	S14/12LED/G	Medium	0.8	120	12	Green	N/A	50,000	3.60	12/24
80316	S14/12LED/R	Medium	0.8	120	12	Red	N/A	50,000	3.60	12/24

**T10 TUBULAR**


- 6 LEDs
- Available in 5 Colors
- 0.5 Watt
- 30,000 Hours



Item #	Description	Base	Watts	Volts	LED	Color	Lumens	Hours	MOL	Pkg
80254	1T10/White	Medium	0.5	120	6	White	15	30,000	2.41	10/100
80252	1T10/Green	Medium	0.5	120	6	Green	N/A	30,000	2.41	10/100
80253	1T10/Red	Medium	0.5	120	6	Red	N/A	30,000	2.41	10/100
80251	1T10/Blue	Medium	0.5	120	6	Blue	N/A	30,000	2.41	10/100
80255	1T10/Yellow	Medium	0.5	120	6	Yellow	N/A	30,000	2.41	10/100
80271	1T10/C/White	Candelabra	0.5	120	6	White	15	30,000	2.28	10/100
80268	1T10/C/Green	Candelabra	0.5	120	6	Green	N/A	30,000	2.28	10/100
80269	1T10/C/Red	Candelabra	0.5	120	6	Red	N/A	30,000	2.28	10/100
80256	1T10/C/Blue	Candelabra	0.5	120	6	Blue	N/A	30,000	2.28	10/100
80272	1T10/C/Yellow	Candelabra	0.5	120	6	Yellow	N/A	30,000	2.28	10/100

**G16 GLOBE**

- 19 LEDs
- Available in 5 Colors
- 1 Watt
- 30,000 Hours



Item #	Description	Base	Watts	Volts	LED	Color	Lumens	Hours	MOL	Pkg
80324	1G16/White	Medium	1	120	19	White	25	30,000	2.63	10/100
80321	1G16/Blue	Medium	1	120	19	Blue	N/A	30,000	2.63	10/100
80322	1G16/Green	Medium	1	120	19	Green	N/A	30,000	2.63	10/100
80323	1G16/Red	Medium	1	120	19	Red	N/A	30,000	2.63	10/100
80325	1G16/Yellow	Medium	1	120	19	Yellow	N/A	30,000	2.63	10/100



# DECORATIVE C7 & C9 Night Lights

LED



## HOLIDAY *lights*

### NIGHT LIGHTS

- 3 LEDs
- Available in 5 Colors
- 0.4 Watt
- Prismatic Lens
- 50,000 Hours



Item #	Description	Base	Watts	Volts	LED	Color	Lumens	Hours	MOL	Pkg
80700	L3C7/B	Candelabra	0.4	120	3	Blue	N/A	50,000	2.25	120/480
80701	L3C7/G	Candelabra	0.4	120	3	Green	N/A	50,000	2.25	120/480
80702	L3C7/R	Candelabra	0.4	120	3	Red	N/A	50,000	2.25	120/480
80703	L3C7/W	Candelabra	0.4	120	3	White	3	50,000	2.25	120/480
80704	L3C7/Y	Candelabra	0.4	120	3	Yellow	N/A	50,000	2.25	120/480



Item #	Description	Base	Watts	Volts	LED	Color	Lumens	Hours	MOL	Pkg
80705	L3C9/B	Intermediate	0.4	120	3	Blue	N/A	50,000	2.95	120/480
80706	L3C9/G	Intermediate	0.4	120	3	Green	N/A	50,000	2.95	120/480
80707	L3C9/R	Intermediate	0.4	120	3	Red	N/A	50,000	2.95	120/480
80708	L3C9/W	Intermediate	0.4	120	3	White	6	50,000	2.95	120/480
80709	L3C9/Y	Intermediate	0.4	120	3	Yellow	N/A	50,000	2.95	120/480

**R20 REFLECTOR**

- 19 LEDs
- Warm White Color
- 1 Watt
- 30,000 Hours



Item #	Description	Base	Watts	Volts	LED	Color	Lumens	Hours	MOL	Pkg
80257	1R20/19LED/WW	Medium	1	120	19	Warm White	23.4	30,000	3.95	12/48

**G30 GLOBE**

- 24 LEDs
- Warm White Color
- 2 Watt
- 30,000 Hours



Item #	Description	Base	Watts	Volts	LED	Color	Lumens	Hours	MOL	Pkg
80258	2G30/24LED/WW	Medium	2	120	24	Warm White	35	30,000	5.71	12/48

**A TYPE**

- 19 LEDs
- Warm White Color
- 3 Watt
- 30,000 Hours



Item #	Description	Base	Watts	Volts	LED	Color	Lumens	Hours	MOL	Pkg
80259	3A19/19LED/WW	Medium	3	120	17	Warm White	34	30,000	4.16	12/48

# RGB - COLOR CHANGING

## Automatic & Remote Controlled

LED

- 1 LED RGB**
- 1 LED
  - Remote Controlled
  - 5 Watt
  - RGB - Red, Green and Blue LEDs
  - White Body
  - 50,000 Hours



Item #	Description	Base	Watts	Volts	LED	Color	Lumens	Hours	MOL	Pkg
80270	5MR16RGB/BP	Bi-Pin GU5.3	5	12	1	RGB	N/A	50,000	2.70	6/12
80260	5MR16RGB/MED	Medium	5	120	1	RGB	N/A	50,000	3.30	12/24
80275	MR16/RGB/REMOTE**	N/A	N/A	N/A	N/A	Black	N/A	N/A	6.25	1

\*\*CR2032 Batteries Included

- 21 LED RGB**
- 21 LED
  - Automatic
  - 1.5 Watt
  - RGB - Red, Green and Blue LEDs
  - White Body
  - 50,000 Hours



Item #	Description	Base	Watts	Volts	LED	Color	Lumens	Hours	MOL	Pkg
80261	1.5G21/21LED/RGB	Medium	1.5	120	21	RGB	100	50,000	4.60	12/48

- 24 LED RGB**
- 24 LED
  - Remote Controlled (Included)
  - 3.8 Watt
  - RGB - Red, Green and Blue LEDs
  - White Body
  - 50,000 Hours



Item #	Description	Base	Watts	Volts	LED	Color	Lumens	Hours	MOL	Pkg
80219	3.8G30/24LED/RGB	Medium	3.8	120	24	RGB	30	50,000	5.70	12/48

### PAR20


- 36 LEDs
- Available in 7 Colors
- 2 Watt
- 30,000 Hours



Item #	Description	Base	Watts	Volts	LED	Color	Lumens	Hours	MOL	Pkg
80007	2PAR20/WW	Medium	2	120	36	Warm White	80	30,000	3.17	12/24
80006	2PAR20/CW	Medium	2	120	36	Cool White	260	30,000	3.17	12/24
80008	2PAR20/W	Medium	2	120	36	White	80	30,000	3.17	12/24
80001	2PAR20/B	Medium	2	120	36	Blue	N/A	30,000	3.17	12/24
80002	2PAR20/G	Medium	2	120	36	Green	N/A	30,000	3.17	12/24
80003	2PAR20/R	Medium	2	120	36	Red	N/A	30,000	3.17	12/24
80005	2PAR20/Y	Medium	2	120	36	Yellow	N/A	30,000	3.17	12/24

### PAR30

- 92 LEDs
- Available in 7 Colors
- 5 Watt
- 30,000 Hours



Item #	Description	Base	Watts	Volts	LED	Color	Lumens	Hours	MOL	Pkg
80026	5PAR30/WW	Medium	5	120	92	Warm White	150	30,000	3.52	12/24
80027	5PAR30/CW	Medium	5	120	92	Cool White	490	30,000	3.52	12/24
80024	5PAR30/W	Medium	5	120	92	White	150	30,000	3.52	12/24
80021	5PAR30/B	Medium	5	120	92	Blue	N/A	30,000	3.52	12/24
80022	5PAR30/G	Medium	5	120	92	Green	N/A	30,000	3.52	12/24
80023	5PAR30/R	Medium	5	120	92	Red	N/A	30,000	3.52	12/24
80025	5PAR30/Y	Medium	5	120	92	Yellow	N/A	30,000	3.52	12/24



# PAR38 & UNDER CABINET FIXTURE

## PAR38

LED



### PAR38


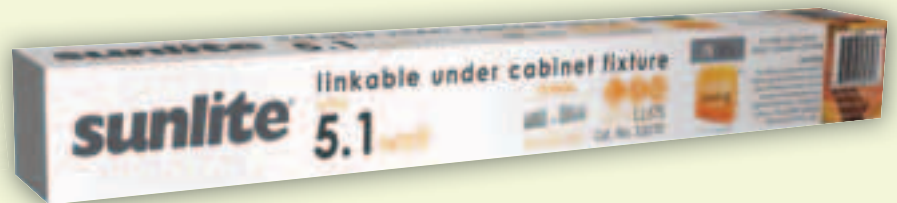
- 120 & 130 LEDs
- Available in 8 Colors
- 8 Watt
- 30,000 Hours

Item #	Description	Base	Watts	Volts	LED	Color	Lumens	Hours	MOL	Pkg
80040	8PAR38/35K	Medium	8	120	120	Warm White	200	30,000	5.23	6/12
80050	8PAR38/55K	Medium	8	120	120	White	200	30,000	5.23	6/12
80055	8PAR38/70K	Medium	8	120	120	Daylight	200	30,000	5.23	6/12
80044	8PAR38/W	Medium	8	120	130	White	200	30,000	5.23	6/12
80041	8PAR38/B	Medium	8	120	130	Blue	N/A	30,000	5.23	6/12
80042	8PAR38/G	Medium	8	120	130	Green	N/A	30,000	5.23	6/12
80043	8PAR38/R	Medium	8	120	130	Red	N/A	30,000	5.23	6/12
80045	8PAR38/Y	Medium	8	120	130	Yellow	N/A	30,000	5.23	6/12



### UNDER-CABINET FIXTURE

- Linkable up to 50 fixtures
- Mounting Hardware Included
- 75 LED Bulb Included
- 3.5' Long Cord



Item#	Description	Linkable	Cord Length	Color	LEDs	Watts	Volts	Lumens	MOL	Pkg
53070	LLI75	Up to 50 Units	3.5'	White	75	5.1	110-240V	360	22.50	24

# MISCELLANEOUS

## Flashlights, Lantern & Puck Light



Item#	Description	Color	Volts	LEDs	Pkg	Batteries
51960	FL3AALED6	Silver	1.5	6	12/72	3 AA
51970	FL3DLED12	Black & Silver	1.5	12	12/36	3 D
51980	FL3DLUXLED*	Black & Silver	1.5	3LUX	12/37	3 D

\* 57" carrying strap included

### LANTERN

- Super- bright white
- LED lights for superior illumination
- Long life LED lights last up to 100,000 hours
- Built in compass
- Carry handle
- Portable and lightweight



Item#	Description	Color	Volts	LEDs	Pkg	Batteries
80680	L140/19LED/LANTERN	Grey	1.5	19	6/12	3 D

### L150/9LED • 80690

#### 9 LED Torch Light

Black • Battery Operated  
Ultra Bright • Includes 3 AAA Batteries  
12/24 Pack



### L100/3LED • 80650

#### 3 LED Pucklight

Silver • Battery Operated  
Self-Adhesive • Includes 3 AAA Batteries  
12/24 Pack

