

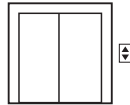
LED	25,000 Hours average rated life, 12Volts
------------	--

Applications:

Ideal for low voltage elevator lighting applications. These durable LED lamps are the best possible lighting conversion solution when considering energy and maintenance savings.

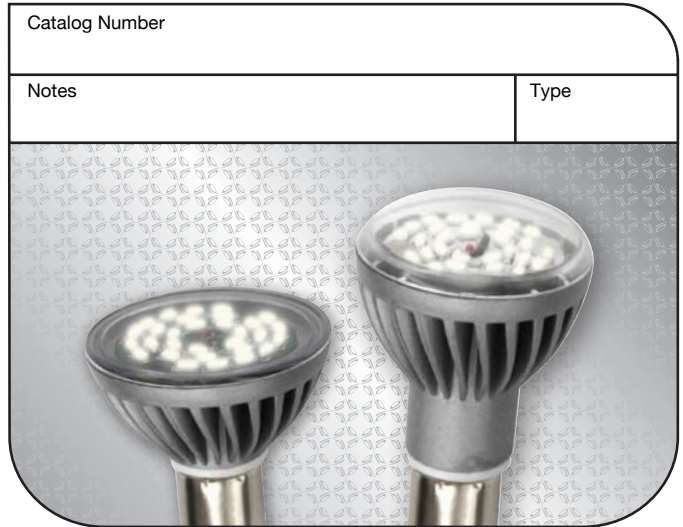
+ Low Voltage Elevator Lighting

Replaces 20 watt 1383 and GBF incandescent lamps.



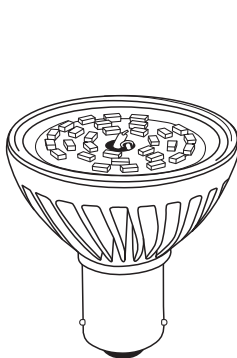
Features and Benefits

- **Energy Efficient:** 90% less energy than incandescent replacements – only 2 watts!
- **Long life:** 25,000 hours (lasts 25 times longer than incandescent alternatives)
- **More Light:** More overall light output compared to incandescent.
- **Very Durable:** Solid state lighting technology significantly reduces lighting service & maintenance calls that occur due to burnt out incandescent lamps. LEDs perform exceptionally well in rough service lighting applications.
- **Exceptional On/Off cycling** capability that is compatible with occupancy control systems.
- **Very low heat generation** in cab as compared to incandescent lamps.
- **No need for shatter resistant coatings.** Polycarbonate lens is shatter resistant.

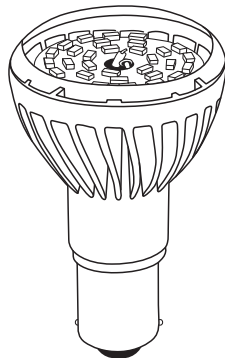


Specifications

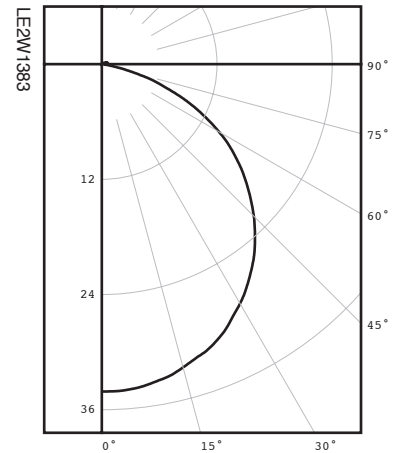
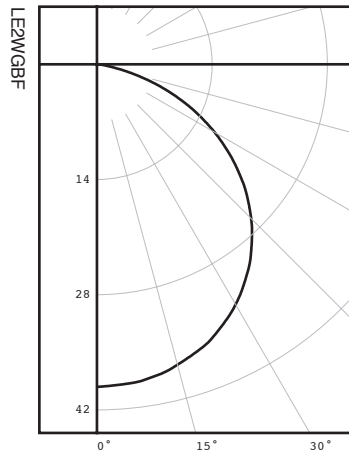
Input Line Voltage:	13V AC/DC
Input Power	2.2W
Input Line Frequency	50/60HZ
Lamp Life (Rated)	25,000 hrs
Minimum Starting Temp	-20°C
Maximum Operating Temp	40°C
CCT	3000K
CRI	80



LE2WGBF



LE2W1383



Warranties and Certifications:	Item #	Description	Wattage	Voltage	Lumens	Base	M.O.L. (inches)	Diameter (inches)
3 YEAR WARRANTY 	LE2W1383	LED 2W 1383 elevator lamp (single contact)	2.2	13 VAC/DC	100	BA15S	2.5	1.5
	LE2WGBF	LED 2W GBF elevator lamp (double contact)	2.2	13 VAC/DC	110	BA15D	1.75	1.5
	LEF2W1383	LED 2W Frosted 1383 elevator lamp	2.2	13 VAC/DC	80	BA15S	2.5	1.5
	LEF2WGBF	2W Frosted GBF elevator lamp	2.2	13 VAC/DC	80	BA15D	1.75	1.5